



# SIP Planning in the OTC

## Deadlines and Schedules

---

MARAMA SIP Workshop

February 11, 2009

Anna Garcia, OTC Executive Director

# Deadline

---

## Definition:

1. A time limit, as for payment of a debt or completion of an assignment.
2. A boundary line in a prison that prisoners can cross only at the risk of being shot.

Origin (1864) from the Civil War camps – a real line in the dirt: “If you cross this line you’re dead”

Popularized by the newspaper business: “Your story is dead--*You* are dead--if you go beyond this time to finish it.”

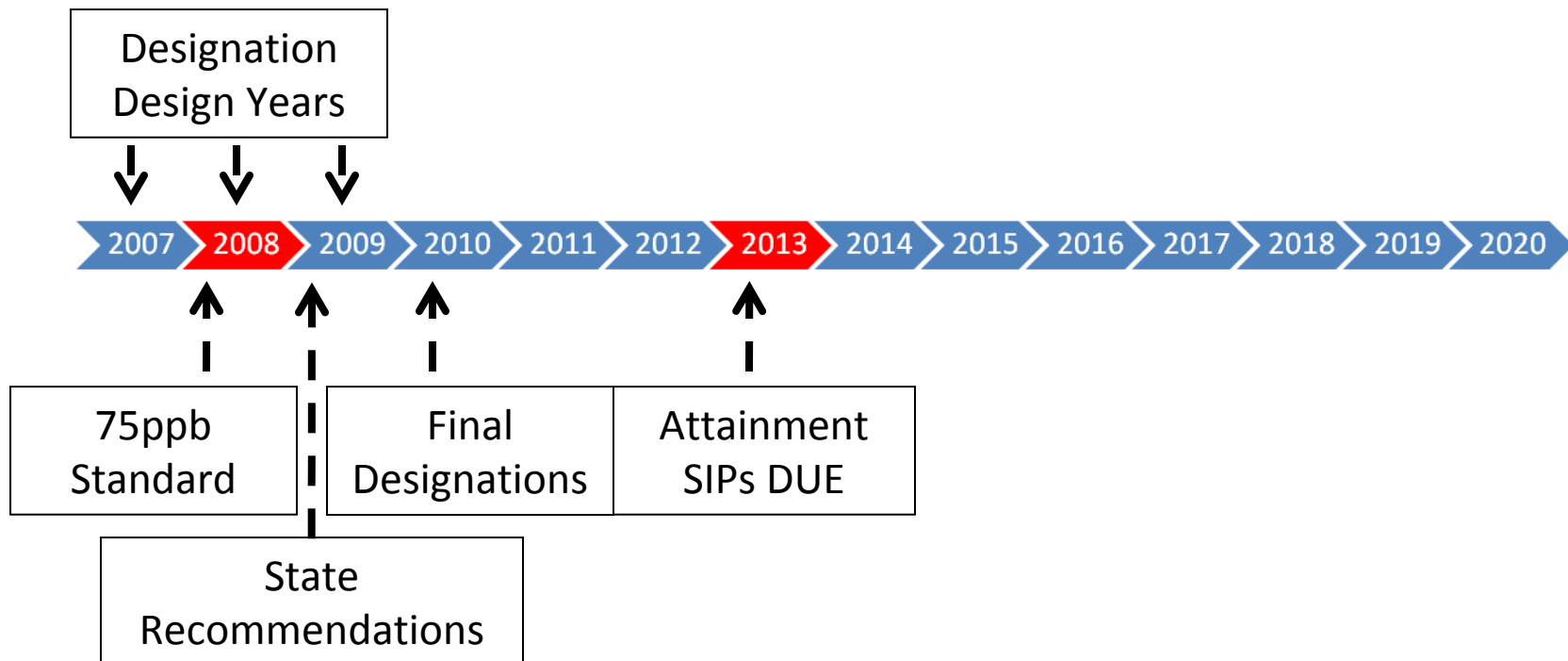
So now for a look at some of our SIP planning “deadlines” 

# Overall NAAQS Picture

	<b>2008</b>	<b>2009</b>	<b>2010</b>	<b>2011</b>	<b>2012</b>	<b>2013</b>
Ozone (2008 NAAQS)			Ozone Non-Attainment Designation	Identify Ozone SIP Measures		Ozone SIP due
PM2.5 (2006 NAAQS)		PM2.5 Non-Attainment Designation		Identify PM2.5 SIP Measures	PM2.5 SIP due	
Regional Haze	Regional Haze SIPs due				Progress Report for Haze due	

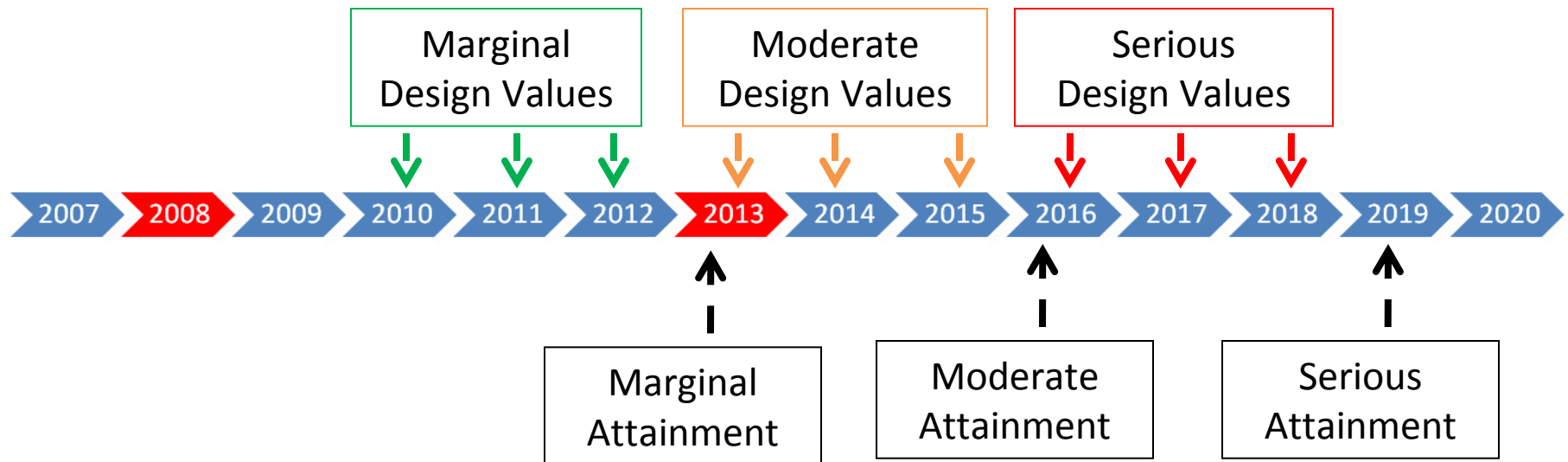
# Designation and SIP Schedule

- State Recommendations Area Attainment / Nonattainment Designation using 2006, 2007, 2008 Data – Due March 12, 2009
- USEPA Finalizes Area Attainment / Nonattainment Designation using 2007, 2008, 2009 Data – March 12, 2010

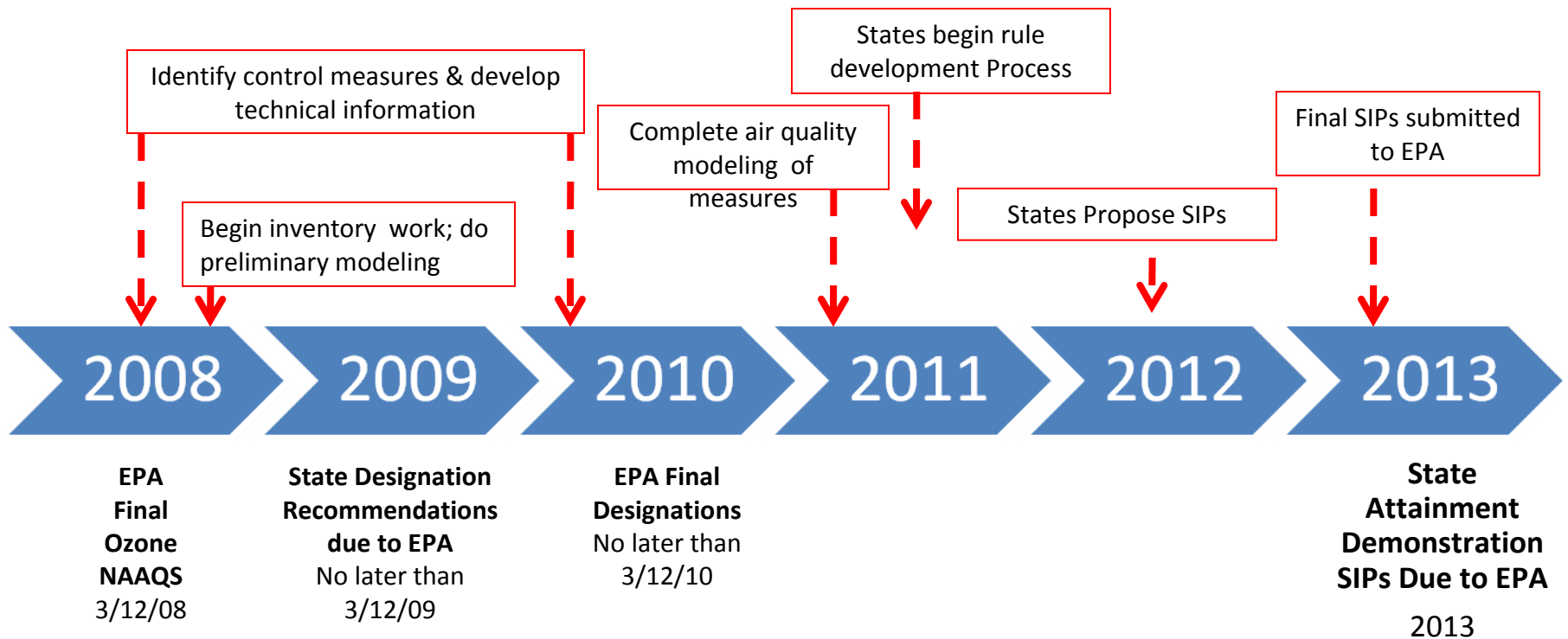


# Attainment Date

- Based on the Classification of the Area
- Attainment is based on the Design Values Statistic,  
3 years of Data
- Classifications Thresholds Set by USEPA Rule

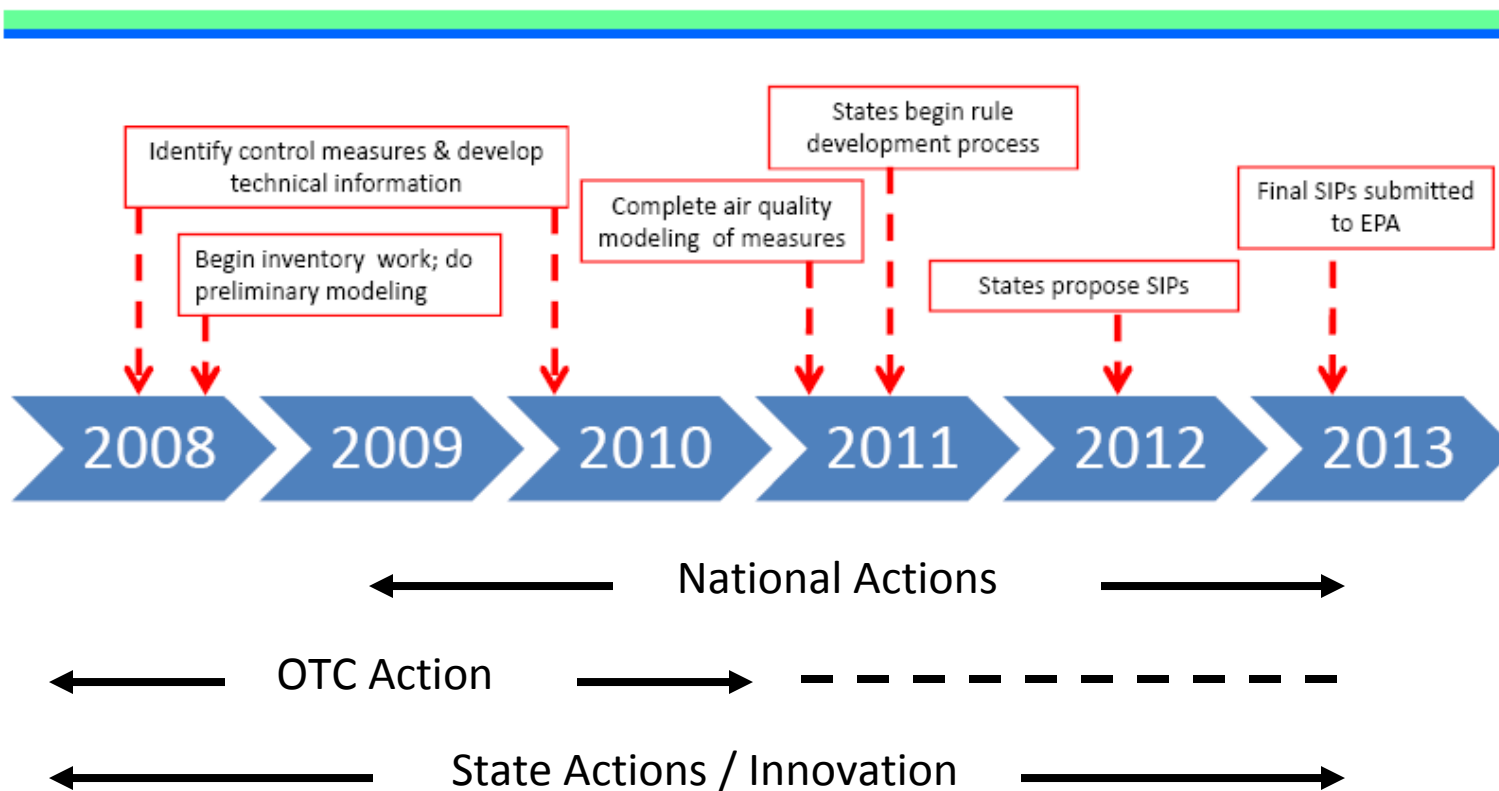


# SIP Timeline for New O<sub>3</sub> NAAQS



**2008 Ozone NAAQS Attainment Dates 2013 - 2030**

# SIP Timeline for New O<sub>3</sub> NAAQS



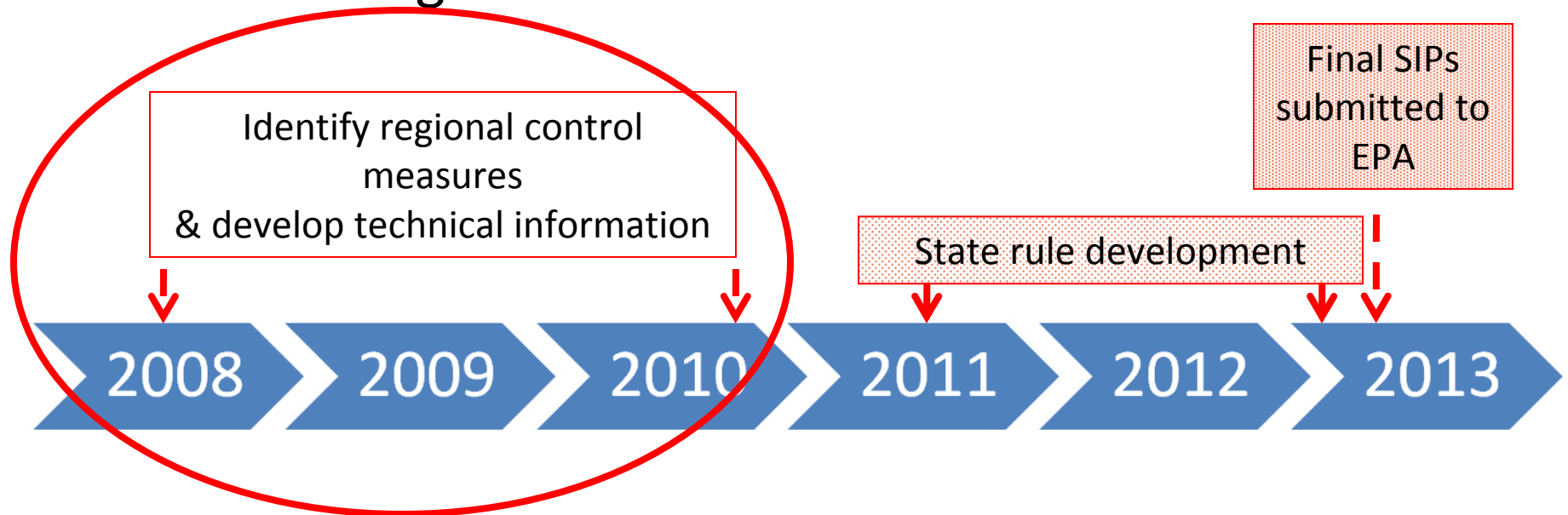
# Steps Needed for On-Time SIP Submissions

---

- 2007 met year development
- EI development; coordination with other RPOs; possible sectoral improvements
- Control measure development – national, regional, and state / local
- Screening modeling
- SIP quality modeling
- State rule development
- Attainment demonstrations

# OTC Strategy Development

- Stationary and Area Source Committee
- Mobile Source Committee
- Modeling Committee



# Committee Recommendations

---

- Program Requirements / Control Level
- Appropriate Format, e.g., model rule, performance standard, etc.
- Technical Support Information

# Committee Short Term Time Line

---

Dec – Jan – Committees Organize & Identify  
Potential List of Measures

Jan – Feb – Committee Meetings  
Review Potential Measure Lists  
Solicit Input for Other Measures to  
Consider

Mar – Apr – Committees Recommend Initial  
Measures

Apr – Jun – Committees Develop Technical Support  
Information & Work on Identifying  
Second Round of Measures for  
Consideration

# SIP Development Efforts

---

- States working regionally and across regions on modeling and inventory development
  - Estimating emissions reductions
  - Sharing resources, coordinating modeling centers
  - Screening and SIP Quality Modeling
- States working regionally to develop control options for SIPs to provide:
  - Regional consistency on measures
  - Consistent information for technical analysis

# 2009

# 2010

	Q1	Q2	Q3	Q4	Q1	Q2	Q3	Q4
<b>OTC Ozone Process</b>	Identify control measures and develop technical information; screening modeling begins asap				Screening modeling of measures; work on additional measures if needed			
	1st pkg of rec measures		2nd pkg of rec measures		Work on technical support document for measures and modeling (TSD)			
<b>State PM2.5 Process</b>	Identify control measures and develop technical information; screening modeling begins asap				Inventory work concludes and SIP quality modeling of measures occurs			
				PM rec measures	Work on TSD for measures & modeling		Completion of TSD (measures & modeling)	
<b>Screening Inventory Development</b>	Develop base year	Develop projection year	Submit all inputs by month 1 for 1st run	Conduct runs for PM 2.5 and 2nd pkg of ozone measures				
<b>SIP Quality Inventory Development</b>	Develop base year inventory (2005 improvements and/or 2008) for all pollutants for met/modeling year: 2007					Develop projection year info	All inv/model inputs due to modelers in October	
<b>Screening Modeling</b>	Develop 2007 meteorological data with UMD/contract assistance		1st O3 measures run	PM 2.5 measures run	2nd O3 measures run			
<b>SIP Quality Modeling</b>							PM runs completed; default O3 #s available	

# 2011

# 2012

# 2013

	Q1	Q2	Q3	Q4	Q1	Q2	Q3	Q4	Q1	Q2	Q3	Q4
<b>OTC Ozone Process</b>	Inventory update work concludes and SIP quality modeling of measures occurs				State Rule Development				State submits SIP			
	Completion of TSD											
<b>State PM2.5 Process</b>	State rule development				State submits SIP							
<b>Screening Inventory Development</b>												
<b>SIP Quality Inventory Development</b>												
	Revise inventory information as appropriate for ozone modeling											
<b>Screening Modeling</b>												
<b>SIP Quality Modeling</b>			O3 runs completed									

# Additional Activities

---

- NY DEC did a quick modeling run with a 40% NOX reduction from all sources in the OTR – all sites below 75ppb, but some just barely
- Jeff Underhill, New Hampshire, is assessing the capabilities and coordination of future regional modeling efforts